

Side 1 and Side 2 – from the director's viewpoint, side 1 is on the left. Side 2 is on the right.

Inside – measured in towards the 50 yard line


Outside – measured away from the 50 yard line towards the end zone

In front of – measured towards the director or front sideline

Behind – measured away from the director or front sideline

Home (front) Hash Marks – hash marks closest to the front sideline or director

Away (back) Hash Marks – hash marks furthest back from the front sideline or director



←-----CROWD SITS HERE FACING YOU-----→

HOW TO READ COORDINATE SHEETS

If you want to watch a little video on YouTube to get a better understanding on how to read coordinate sheets, here's a link you can type in your browser.
<https://www.youtube.com/watch?v=YutWsndK10Y>

Trombone

Drill: CMB 2010 GaGa

Performing as cast member: Trombone Label: 2 Symbol: E ID:10

| Set | Move | Count | Side | 1-Side | 2 | Visitor-Home |
|-----|------|-------|-------------------|--------|----------|--|
| #1 | 0 | 0 | 0.5 stps inside | Side 2 | 30 yd In | 10.5 stps in frnt of Home hash (NCAA) |
| #1A | 48 | 48 | 0.5 stps inside | Side 2 | 30 yd In | 10.5 stps in frnt of Home hash (NCAA) |
| #2 | 16 | 64 | 0.5 stps inside | Side 2 | 30 yd In | 10.25 stps in frnt of Home hash (NCAA) |
| #3 | 16 | 80 | 1.0 stp outside | Side 2 | 35 yd In | 13.75 stps behind Home side line |
| #4 | 12 | 92 | 1.75 stps outside | Side 2 | 35 yd In | 6.25 stps in frnt of Home hash (NCAA) |
| #4A | 68 | 160 | 1.75 stps outside | Side 2 | 35 yd In | 6.25 stps in frnt of Home hash (NCAA) |
| #4B | 16 | 176 | On Side | 2 | 30 yd In | 15.0 stps behind Home side line |
| #5 | 16 | 192 | 4.0 stps outside | Side 2 | 35 yd In | 8.0 stps in frnt of Home hash (NCAA) |
| #5A | 12 | 204 | 4.0 stps outside | Side 2 | 35 yd In | 8.0 stps in frnt of Home hash (NCAA) |
| #6 | 32 | 236 | 2.0 stps inside | Side 2 | 40 yd In | 8.0 stps behind Home side line |
| #6A | 8 | 244 | 2.0 stps inside | Side 2 | 40 yd In | 8.0 stps behind Home side line |

← This is a coordinate sheet!

Terminology:

Set: Indicates which page we are working on in the drill. You can see the **Set** located on the left side of the sheet.

Move indicates how many counts we will be taking to complete the Set.

- In the example above, it will take 16 counts to move to set 2.
- In the example above, it will take 32 counts to move to set 6.

Count: You can ignore this column. It is for the drill writer's use.

Side 1-Side2: This indicates which side you will be located on the field.

Visitor-Home: This indicates which hash mark or sideline you will be located closest to.

Drill: located at the top, this tells you which Show/Movement of the show we are working on

Performing as cast member: indicates what instrument this coordinate sheet belongs to.

Label: This usually indicates what number the member goes by.

Symbol: This usually indicates what letter/symbol the marching member goes by.

ID: This is for the drill writer. Ignore this.

Let's Chart one of our sets!!!! (Example):

STEP 1: Make sure you start on the set we are working on. In this case look at Set #2.

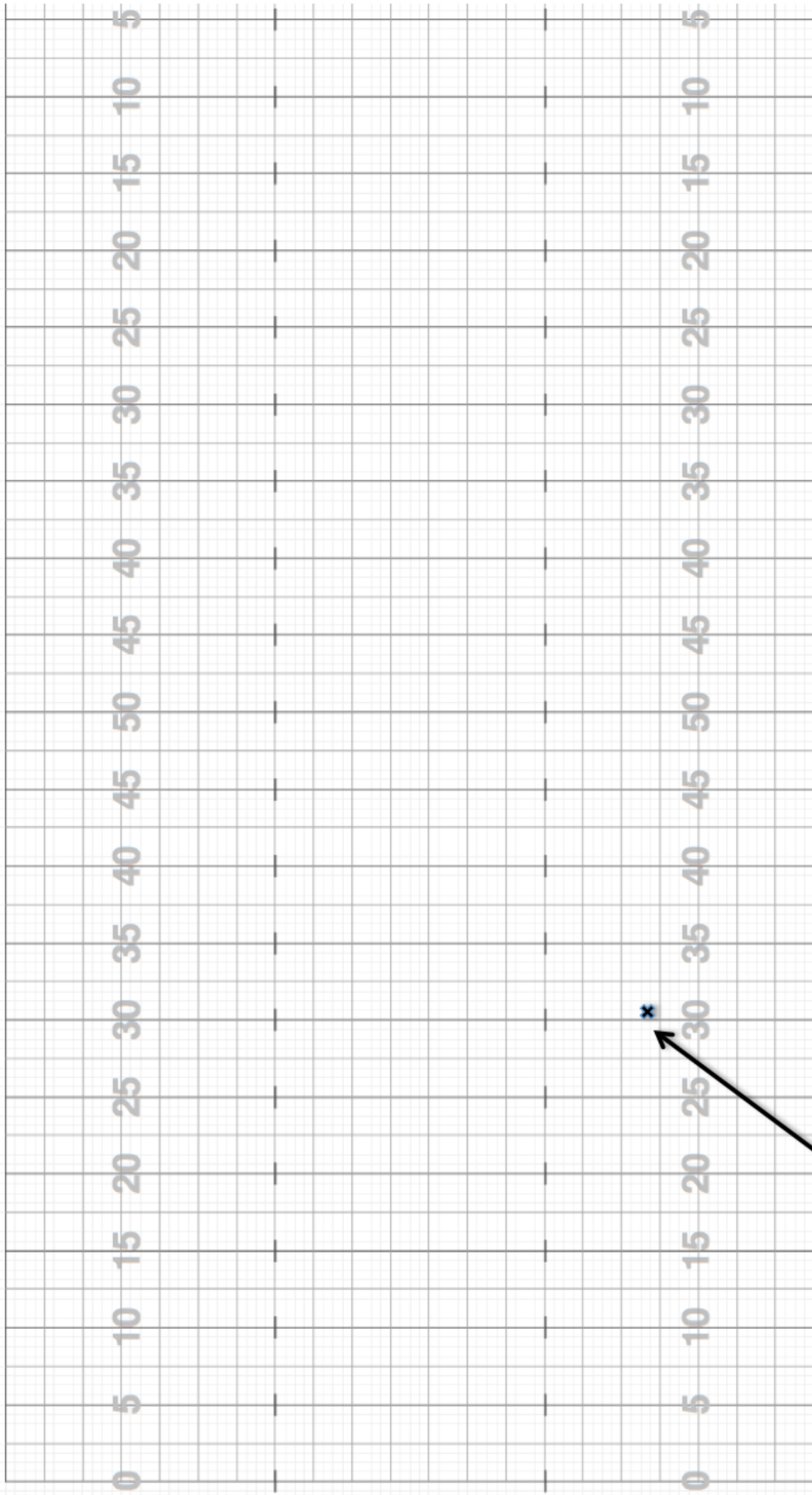
STEP 2: Next, look at the side 1-side 2 column. It says Side 2. So we will be on Side 2 of the marching band field.

STEP 3: Look for the yd in (Yard Line) indicator. It says 30 yd in on set #2. So we should place ourselves on the 30 yard line of Side 2.

STEP 4: Look at the stps (steps) to the left of "Side". We should be 0.5 stps inside. So, we should mark ourselves ½ a step or 0.5 of a step inside (towards the 50) of the 30 yard line.

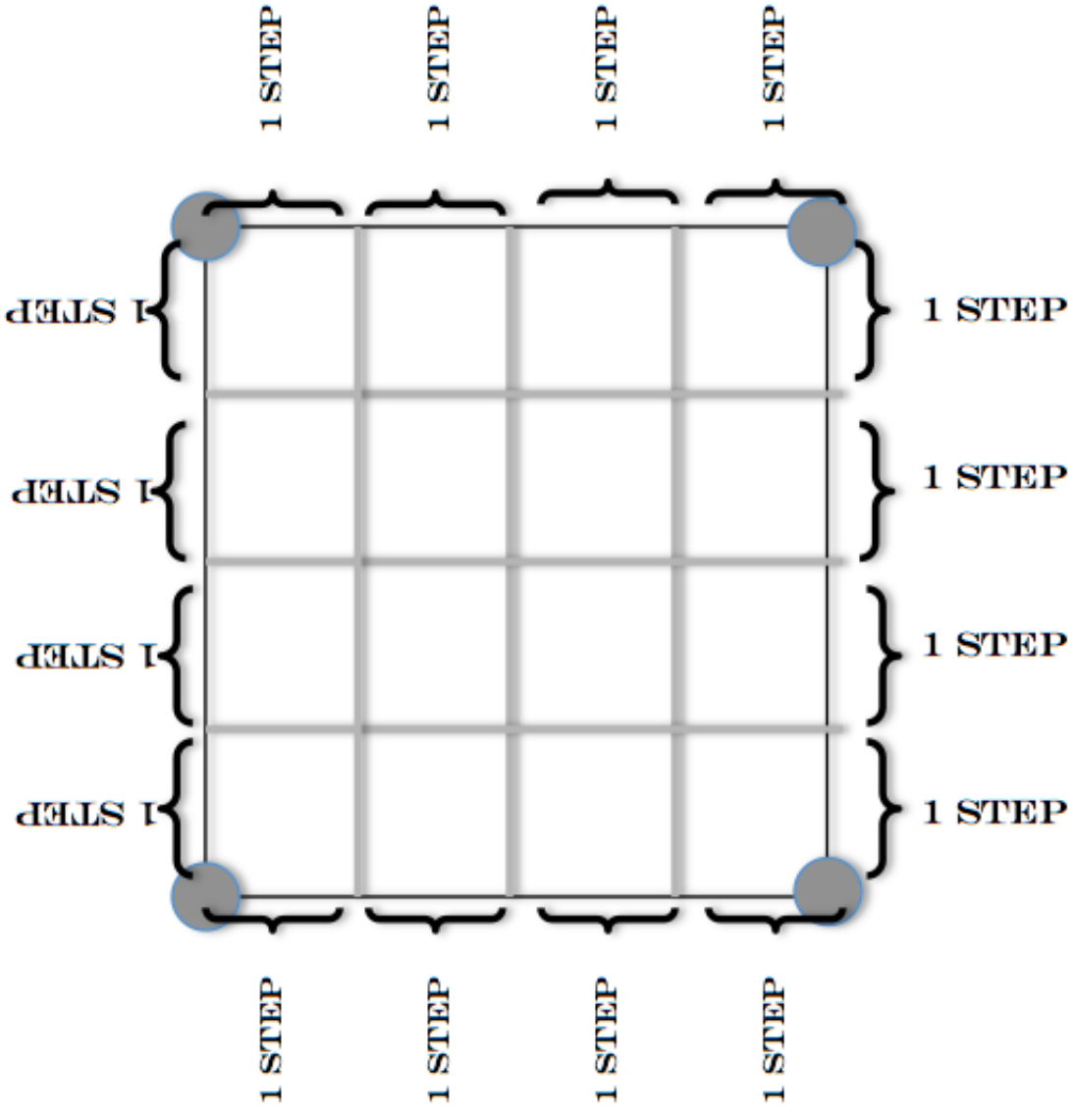
STEP 5: Now, jump over to the Visitor-Home column. Look for the indication of either Home or Away hash/sideline. In this case, we should start on the Home Hash (front hash).

STEP 6: Look at the number of stps (steps). It says to be 10.25 stps in frnt of Home hash. So we should place our spot 10.25 steps in front (towards the director) of the home hash.



That's where you should be for Set #2.

SET #2:
"I am on Side 2, 0.5 steps inside of the 30 yard line and 10.25 steps in front of the Home Hash. It will take me 16 counts to get to this set."



Dots on our field are spaced at 4 steps away from each other